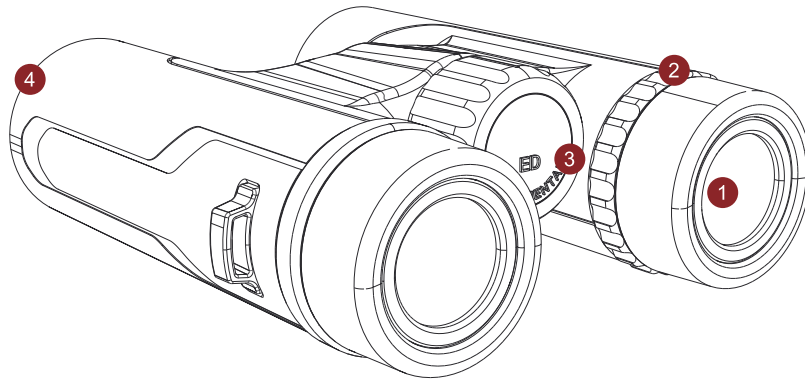


USER MANUAL FOR CONTINENTAL BINOCULAR



- 1 Eye Piece
- 2 Diopter Adjustment Ring
- 3 Center Focus Ring
- 4 Objective Lens

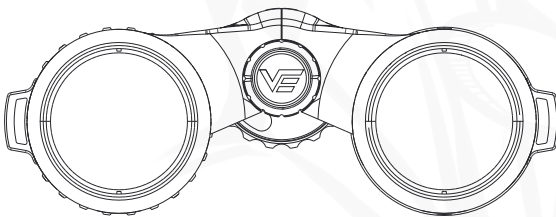


Never Look Directly At The Sun With Your Binocular, As It May Cause Serious Damage To Your Eyes.

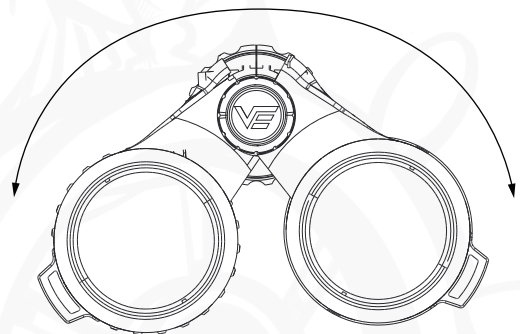
NOTE: Remove the caps on the front and back of the binocular before use.

ADJUST THE INTERPUPILLARY DISTANCE

The IPD stands for interpupillary distance. That's the distance between the centers of your pupils (in other words, how far your eyes are apart). Match the IPD of your eyes and your binocular by rotating the barrels in or out until you see a single image free of shading.



IPD
Distance between the centers of the ocular lenses.



Rotate the barrels in or out to match the IPD of your eyes with that of the binocular.

DIOPTER SETTING AND CENTRAL FOCUSING

For the best results, follow this two-step process to properly adjust the center focus and diopter.

- ① Close your right eye or use the lens cap to cover the objective lens on the right side of the binocular. Use the center focus knob, and focus your left eye on the object with fine detail. Adjust the center focus wheel until the image is as sharp and clear as possible.
- ② Close your left eye or use the lens cap to cover the objective lens on the left side of the binocular. Rotate the diopter adjustment ring located below the right eyecup until the object is in focus for your right eye.

MAINTENANCE

Your binocular optics, though amazingly tough, is a precision instrument that deserves reasonable cautious care.

- When cleaning the lens, first blow away any dirt and dust, or use a soft lens brush. Fingerprints and lubricants can be wiped off with lens tissue, or soft microfiber clean cotton cloth, moistened with lens cleaning fluid.
- All moving parts of the binocular are permanently lubricated. Do not try to lubricate them.
- No maintenance is needed on the binocular's external surface, except to occasionally wipe off dirt fingerprints with a soft cloth.

STORAGE

Avoid storing the binoculars in hot places, such as the passenger compartments of vehicles on hot days. The high temperatures could adversely affect the lubricants and sealants. A vehicle's trunk, a gun cabinet, or a closet is preferable. Never leave the device where direct sunlight can enter either the optics lens.



Protect the binocular from drop or impact and do not force any of the moving parts beyond the limits. Do not disassemble the binocular by yourself.



中文说明书
CHINESE USER MANUAL

