
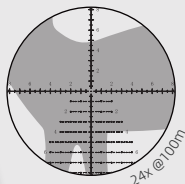



VTA-5 MIL FFP RETICLE

The VTA-5 MIL reticle is versatile and precise, designed for medium to long range shooting. It is Ideal for Long-range Shooting, providing high accuracy and precision.

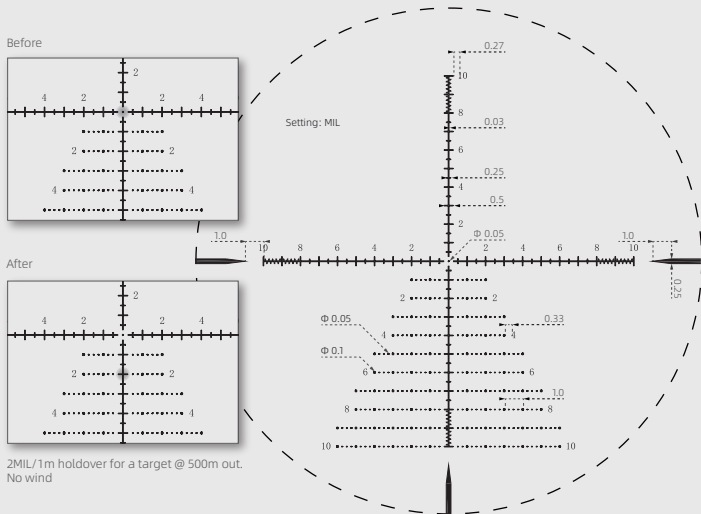
The center point is the primary aiming point for precision targeting, and it has a diameter of 0.055 MIL. The gap between two marks on the horizontal and vertical lines is 0.5 MIL. Each side of the horizontal and vertical lines is 10 MIL in total length. From 8 MIL to 10 MIL on the horizontal and vertical lines, each small gap represents 0.2 MIL. The gap between the end of the horizontal line and the stadia line is 1 MIL. The diameter of large points below the horizontal line is 0.11 MIL, while the diameter of smaller points is 0.055 MIL. Shooters can use the horizontal and vertical lines for accurate adjustments.



COMPENSATION BULLET DROP

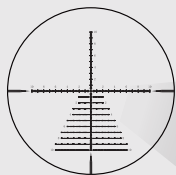
Holdover refers to the technique of adjusting the aim of a firearm to compensate for the effect of gravity on the bullet's trajectory. Bullet drop is the decrease in bullet height as it travels through the air. The shooter can use the MIL markings on the reticle to calculate the bullet drop. The MIL markings on the vertical axis represent the distance in MILs between each hash mark. The horizontal axis represents the windage adjustment.

For example, under no wind condition, after zeroing your scope at 100m, if you know your target is at 500m and your ammo has a 1m bullet drop at that distance, you will need to use 2MIL holdover point. Here is how you get the 2MIL: since 1MIL equals 10cm at 100m, 50cm at 500m, and then 2MIL equals $2 \times 50\text{cm} = 1\text{m}$ at 500m, you need to hold the 2MIL drop point to compensate for the 1m bullet drop, thus bring the aim point to line up with the bullet's point of impact.



When it comes to wind correction in shooting, there are three key factors to keep in mind: the flying time of the bullet, the velocity and direction of the wind, and the ballistics coefficient (BC) of the bullet. By taking into account these three factors, a shooter can make the necessary adjustments to account for wind drift and achieve accurate shots even in challenging conditions.

HOW TO MEASURE TARGET HEIGHT



To use the VTA-5 MIL Reticle for ranging, the shooter first needs to know the height of the target in question. Once the height of the target is determined, the shooter can use the VTA-5 MIL Reticle to measure the target in mils.

Height of Target (yards) / mils * 1000 = Distance to Target (yards)

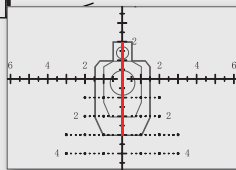
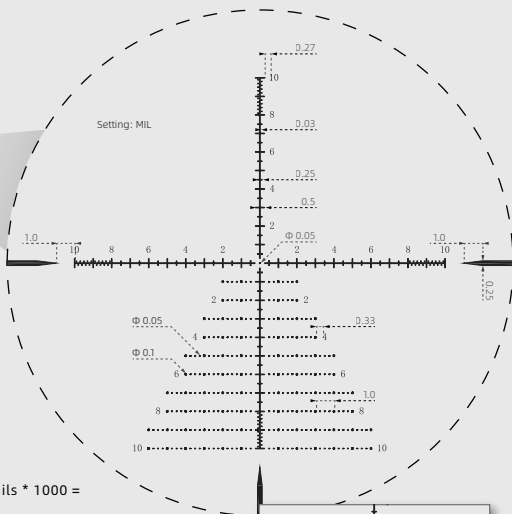
If the height of target is in Inches, then the formula should be:

Height of Target (inches) / mils * 27.78 = Distance to Target (yards)
(1 inch \approx 0.0277778 yards)

This formula works equally well with meters, but don't mix meters and yards:

Height of Target (meters) / mils * 1000 = Distance to Target (meters)

Measure the object in yards to find the distance in yards, and use meters to yield distances in meters.



Red indicates the height of the target

If the height of an adult male is 5.91ft, and measures 5Mils across the reticle, that is:

Distance to Target (yards) / 27.78 * Mils = Height of Target (inches)

5.91ft = 70.9 inches

70.9 (inches) / 5 mil x 27.78 = 394 (yards)

2.0 (yards) / 5 MIL x 1000 = 394 (yards)

1.8 (meters) / 5 MIL x 1000 = 360

The diagram illustrates the VTA-5 MIL Reticle, which is used for measuring target length. It features a central crosshair with horizontal and vertical scales. The horizontal scale has markings for 10, 8, 6, 4, 2, 0, 2, 4, 6, 8, 10. The vertical scale has markings for 10, 8, 6, 4, 2, 0, 2, 4, 6, 8, 10. Various markings are labeled with values such as 0.27, 0.03, 0.25, 0.5, 0.05, 0.1, 0.33, 1.0, and 0.25. A circular inset in the top left corner shows a target silhouette with a crosshair. A shaded area indicates the target's position relative to the reticle. The text 'Setting: MIL' is visible in the upper left quadrant of the reticle.

400 (meters) / 1000 * 4.5 MIL = 1.8 (meters)
437 (yards) / 1000 * 4.5 MIL = 2.0 (yards)
437 (yards) / 27.78 * 4.5 MIL = 70 (inches)